

2023 annual report to the Community

# Woodside Primary School

Woodside Primary School number: 495

Partnership: Torrens Valley



School principal:

Cassandra Ackland

*C.Ackland*

Date of endorsement:

06/02/2024



# Context Statement

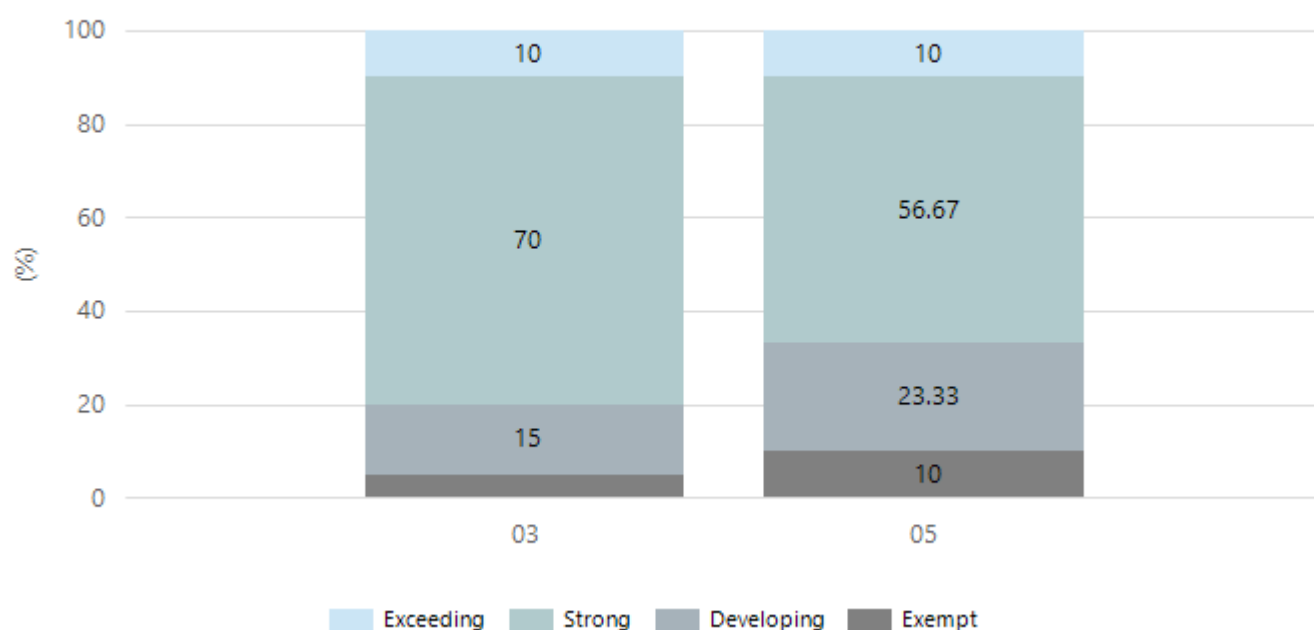
Woodside Primary School caters for students from R-6. At the time of this report, the enrolment in 2023 is 280. Woodside Primary School is classified as Category 7 on the Department for Education Index of Educational Disadvantage. At the time of this report, the school population includes 1% Aboriginal students, 5% students with disabilities. Further information about the school is available on the school's website (including its context statement), as well as the My School website.

## Performance Summary

### NAPLAN Proficiency

In 2023, the Australian Curriculum, Assessment and Reporting Authority (ACARA) - a Commonwealth Independent statutory authority - announced changes to NAPLAN performance reporting. This new way of reporting by ACARA that NAPLAN results from 2023 will not be comparable to previous years. The new approach replaces the previous numerical NAPLAN bands and the national minimum standard.

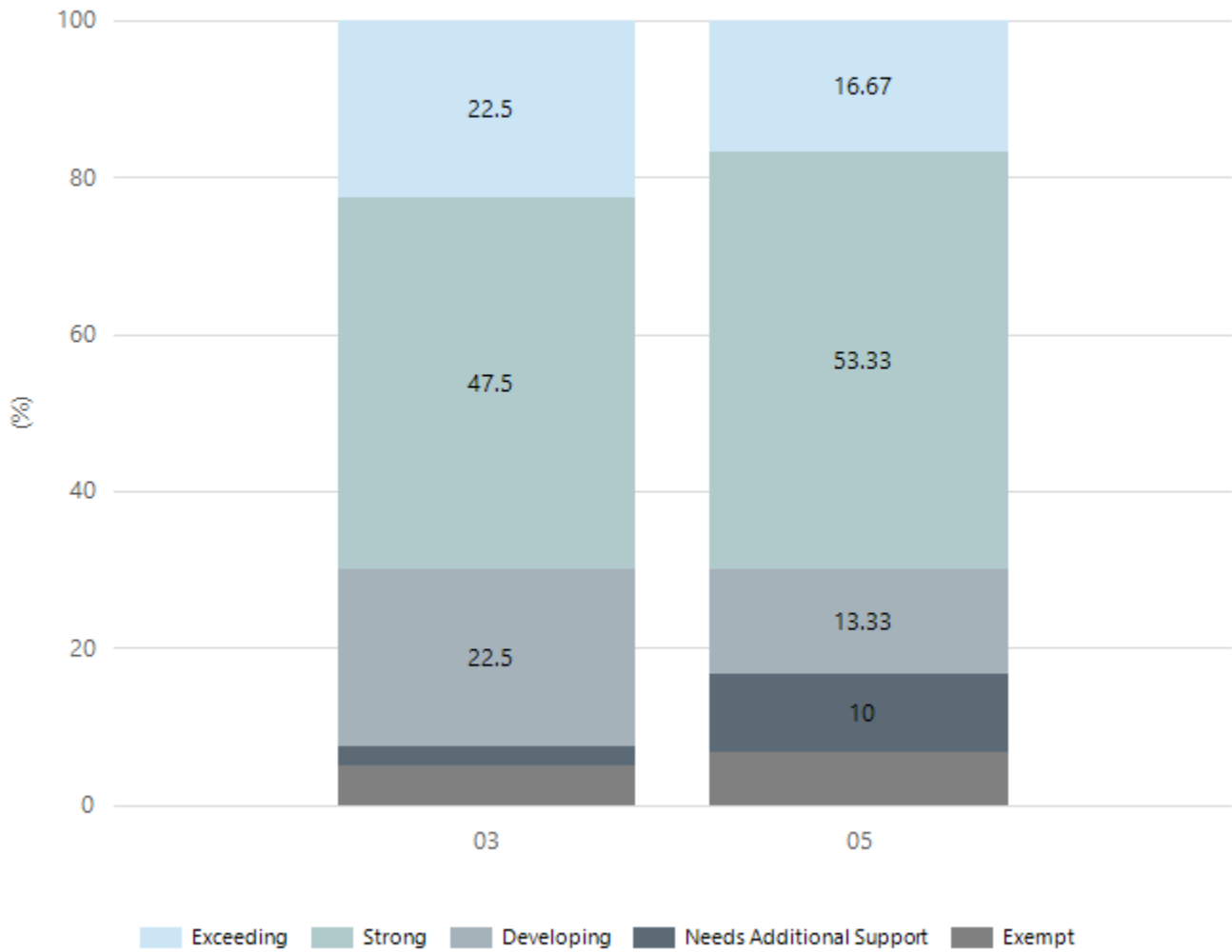
#### Numeracy



Year Level	03	05
Exceeding	4	3
Strong	28	17
Developing	6	7
Exempt	2	3
Total	40	30

Data Source: Department for Education Assessment Data Holdings, 2023. When there are less than six students in a cohort, no data is supplied.

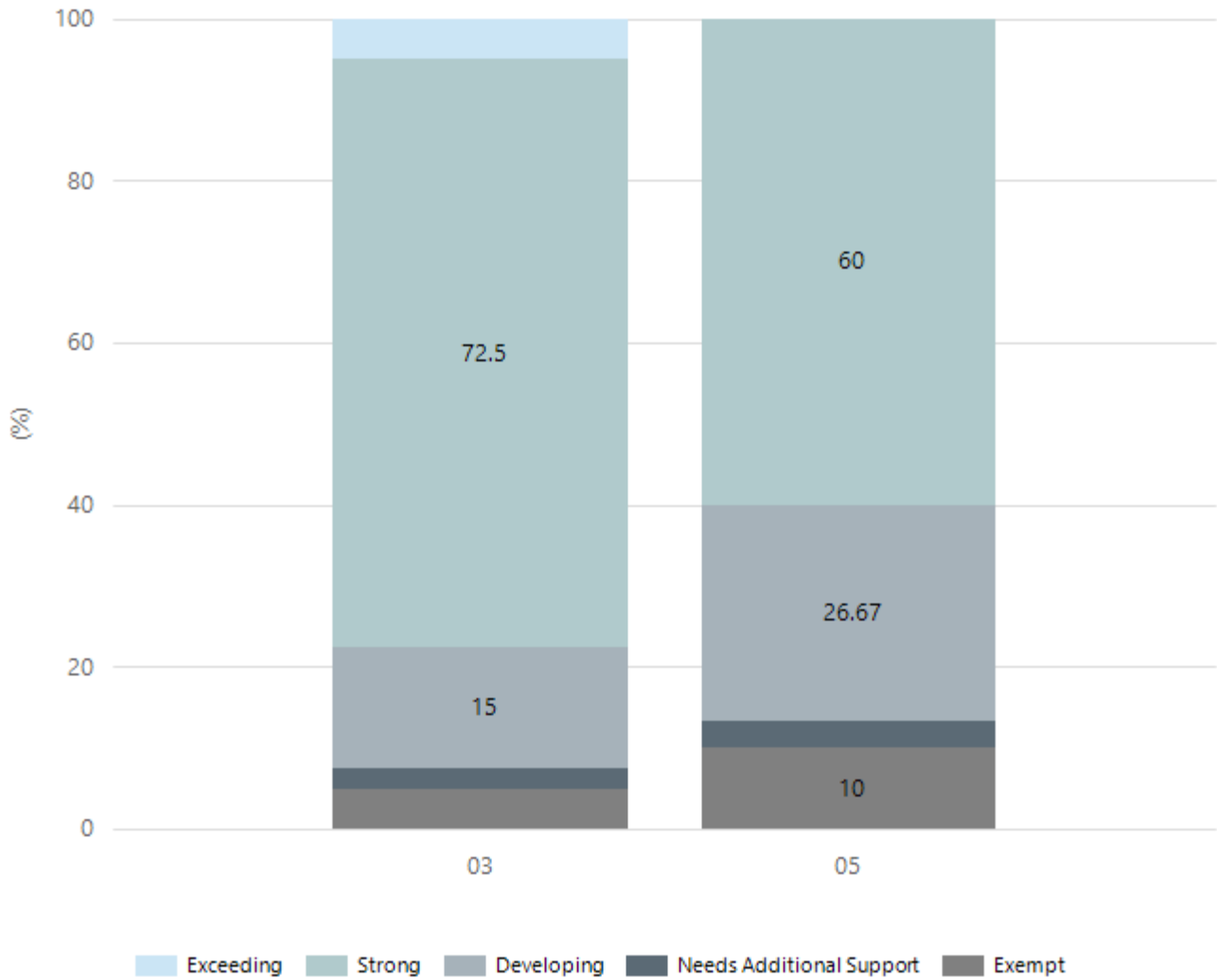
## Reading



Year Level	03	05
Exceeding	9	5
Strong	19	16
Developing	9	4
Needs Additional Support	1	3
Exempt	2	2
Total	40	30

Data Source: Department for Education Assessment Data Holdings, 2023. When there are less than six students in a cohort, no data is supplied.

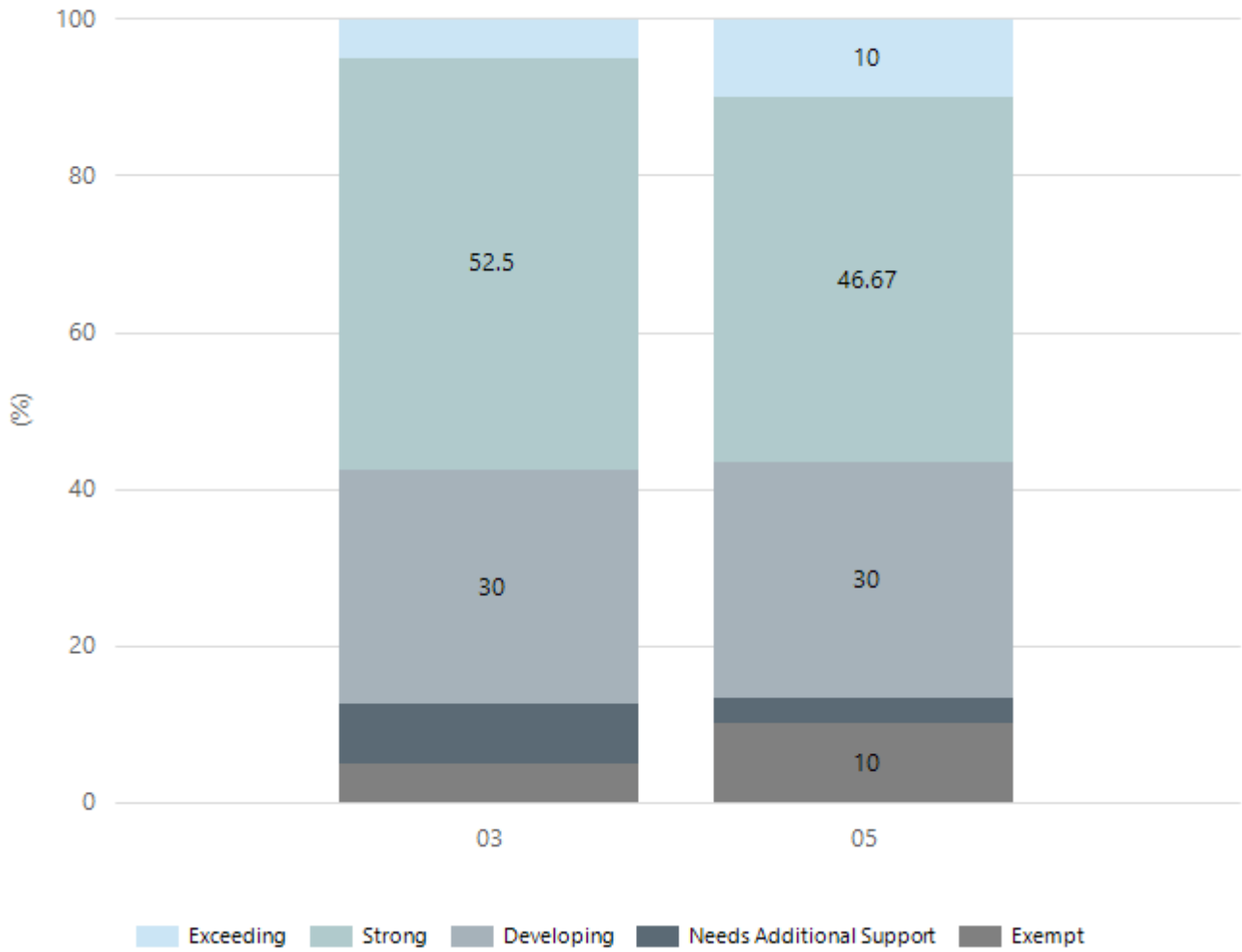
## Writing



Year Level	03	05
Exceeding	2	
Strong	29	18
Developing	6	8
Needs Additional Support	1	1
Exempt	2	3
Total	40	30

Data Source: Department for Education Assessment Data Holdings, 2023. When there are less than six students in a cohort, no data is supplied.

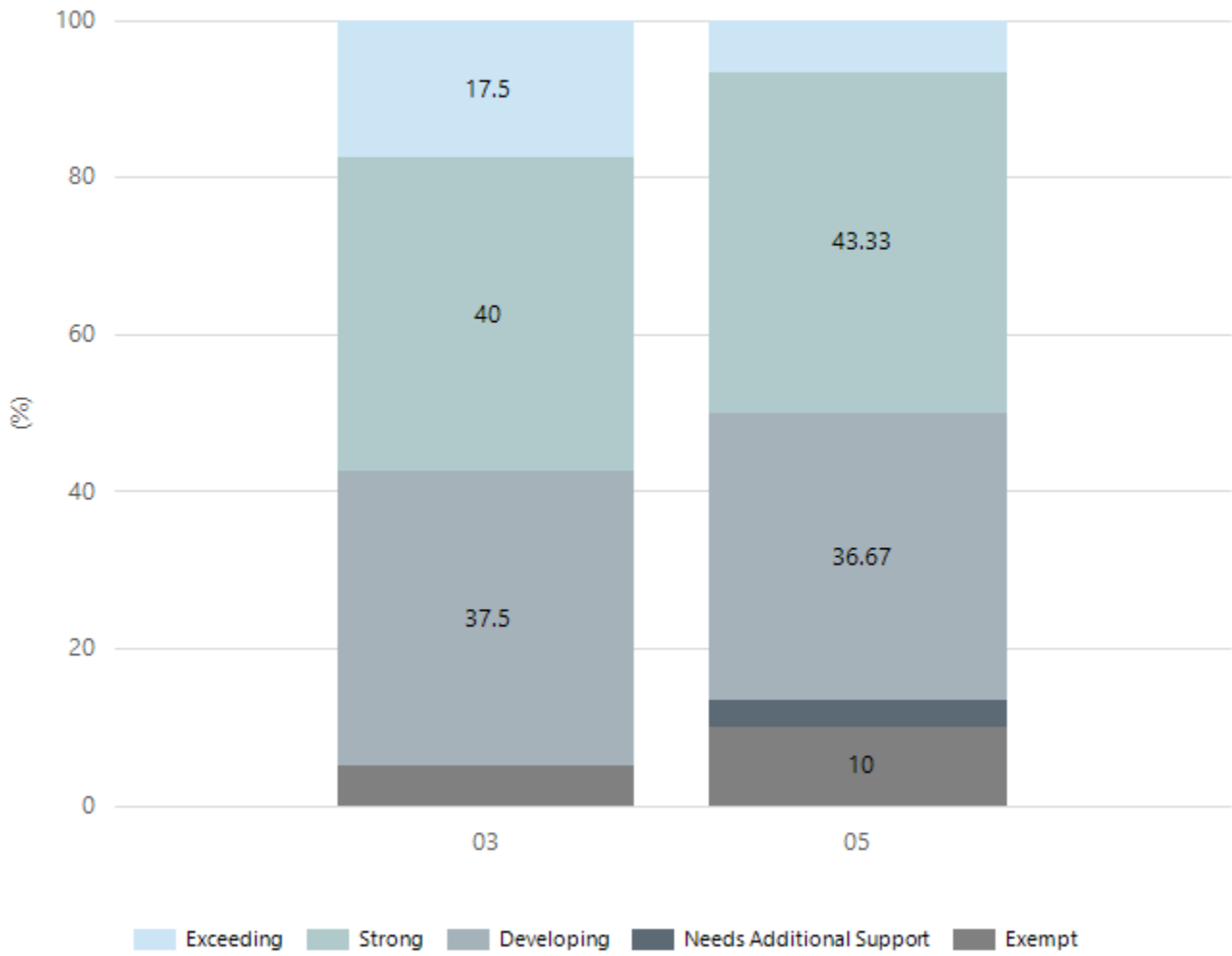
## Grammar



Year Level	03	05
Exceeding	2	3
Strong	21	14
Developing	12	9
Needs Additional Support	3	1
Exempt	2	3
Total	40	30

Data Source: Department for Education Assessment Data Holdings, 2023. When there are less than six students in a cohort, no data is supplied.

## Spelling



Year Level	03	05
Exceeding	7	2
Strong	16	13
Developing	15	11
Needs Additional Support		1
Exempt	2	3
Total	40	30

Data Source: Department for Education Assessment Data Holdings, 2023. When there are less than six students in a cohort, no data is supplied.

# School Attendance

Year Level	2021	2022	2023
Reception	91.4%	86.0%	90.0%
Year 01	93.2%	86.1%	90.6%
Year 02	92.7%	89.6%	90.3%
Year 03	94.9%	87.8%	89.8%
Year 04	94.5%	88.5%	91.3%
Year 05	92.9%	89.6%	91.9%
Year 06	93.9%	87.0%	90.8%
Year 07	95.0%		
Total	93.5%	87.8%	90.7%

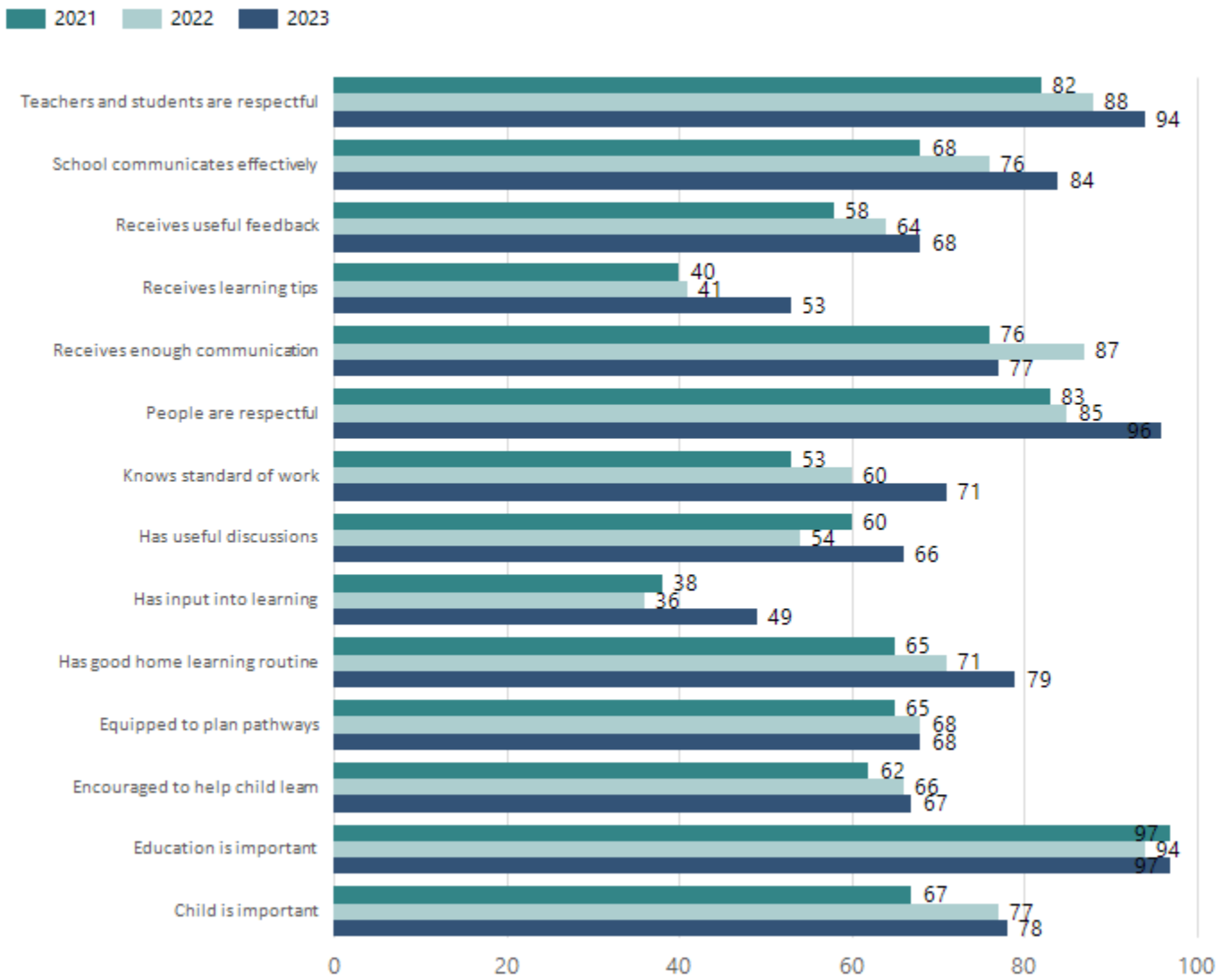
Data Source: Department for Education Attendance Data, Semester 1 Report 2023. A blank cell indicates there were no students enrolled. 'Primary Other' includes students enrolled in specialised education options. 'Secondary Other' includes students who have already spent a year at Year 12 and elected to undertake further study at Year 12.

## Attendance Comment

In South Australia, all children and young people must be in school from 6 years to 16 years old. They must attend a government or non-government school full time. From age 16 to 17 however, young people must attend school or an approved learning program (such as an apprenticeship, traineeship, accredited course or university). Schools and parents must encourage and support students to come to school every day. Parents and caregivers must make sure their child is enrolled in a school, and attends school all day and everyday it is open, unless a child is sick or has an approved exemption. Teachers and leaders actively follow up when a student misses school, including recording all absences and non-attendance. All schools in South Australia have local attendance procedures governed under the Education and Children's Services Regulations 2020.

# Parent Opinion Survey Results

Proportion of agree/strongly agree response(%)



Data Source: 2023 Department for Education Parent Opinions Survey, Term 3 2023.



# Intended Destination

Leave Reason	Number	%
TG - TRANSFERRED TO SA GOVERNMENT SCHOOL	6	100.0%

Data Source: Department for Education Destination Data Report, 2023. Data extract term 3 2023. Data shows recorded destinations for students that left the school in the previous year. Data is uploaded by schools in term 3 and may not reflect final or total figures at time of report creation.

## Governing Council Chairpersons Report

Governing Council attracted strong interest from the school community with a number of new members joining in 2023. The majority of positions were filled without contest.

Our Governing Council run OSHC operations which were expanded to include students from neighbouring Oakbank Area School. This will be facilitated by a long overdue upgrade to the facility which has been approved and is now awaiting construction. The OSHC staff are a strong asset to Woodside Primary School running a valued and quality service.

The Uniform subcommittee completed its revision of the school uniform policy, dress code and uniform items. The schools branding and logo remains unchanged but several items of clothing have been updated and the overall response from families has been positive. Uniform Subcommittee members deserve appreciation for their commitment to a thorough and comprehensive review process.

Parents and Friends subcommittee activities were significantly impacted by a lack of member availability. The commitment and engagement from several members to compensate for this was more than adequate and P & F successfully ran BBQs, stalls, and the highlight of the year for many families -the disco and food stall coinciding with the SALA Art exhibition which was held in the school cottage this year. The Student Leaders' were very engaged and their use of fundraising allowed a wide range of facilities and activities to be added to the school community.

Improvements to school grounds were a strong focus of 2023 with resurfacing of the basketball courts, renovating classroom 11 and the old playground and the completion of a new outdoor learning space. Adelaide Hills Council committed to commencing construction of the long-awaited pedestrian crossing across Robert Street which is a valued safety measure for families of both the school and kindy.

The external review of the school undertaken in 2023 was very successful and was no doubt influenced by a large number of families who attended the discussion group and had overwhelmingly positive feedback.

I wish to thank all Governing Council members for their time and effort during the year which has allowed business to progress smoothly and efficiently. A large thank you also to school staff who manage finances and site improvement. Several Councillors are stepping down in 2024 and I would like to acknowledge their contribution and welcome any new additions.

# Highest Qualifications held by the teaching workforce and workforce composition

All teachers at this school are qualified and registered with the SA Teachers Registration Board.

Qualification Level	Number of Qualifications
Bachelor's degrees or Diplomas	11
Postgraduate Qualifications	9

Data Source: Data extracted from Mandatory Workforce Information Collections as on the last pay date of June 2023. As self-reported by staff in the system.

Please note: Data includes staff who are Actively employed and on extended paid leave. Please note only the highest qualification of the Teaching staff is reported. Excludes any number of other certifications earned.

## Workforce composition including indigenous staff

	Teaching Staff		Non-Teaching Staff	
	Indigenous	Non-Indigenous	Indigenous	Non-Indigenous
Full-Time Equivalents	0.0	17.9	0.0	7.4
Persons	0.0	20.0	0.0	11.0

Data Source: Data extracted from Mandatory Workforce Information Collection as on the last pay date of June 2023.

Please note: Data includes staff who are actively employed and on extended paid leave. "Indigenous category" is self-reported by staff in the system.

## Financial Statement

Funding Source	Amount
Grants: State	\$3066048
Grants: Commonwealth	\$8200
Parent Contributions	\$57600
Fund Raising	\$2790
Other	\$16600

Data Source: School supplied data.