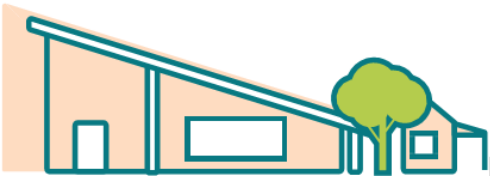


Go Blue for Diabetes Day



2024 annual report to the Community

Woodside Primary School

Woodside Primary School number: 495

Partnership: Torrens Valley



School principal:

Cassandra Ackland

Cackland

Date of endorsement:

03/02/2025



Government
of South Australia
Department for Education

Context Statement

Woodside Primary School caters for students from R-6. At the time of this report, the enrolment in 2024 is 305. Woodside Primary School is classified as Category 7 on the Department for Education Index of Educational Disadvantage. At the time of this report, the school population includes , 4% students with disabilities. Further information about the school is available on the school's website (including its context statement), as well as the My School website.

Data Source: Department for Education data holdings from Mid census captured in AUGUST 2024.

Governing Council Report

Governing Council was once again strongly represented by the school community in 2024 with several new members replacing retiring members from 2023. All Council members demonstrated a commitment to supporting each other and working as a team however a special mention must go to Amy Lee who mentored the elected Treasurer, Liz Lloyd, throughout the year as both she and Ros Francis will no longer be involved from 2025. Liz also agreed to fill the role of OSHC representative after the position remained vacant following the AGM. Staff members Tamra Harvey-Mardle and Naomi Armstrong provided strong support and leadership to Governing Council and the school while Cassie Ackland was on long-service leave. They went far beyond expectations in addressing parent questions about student support and wellbeing and demonstrated the strong commitment all staff have towards site improvement.

Increasing student numbers and the mid-year intake of reception students resulted in a large focus on ensuring the site's facilities and services meet the demand of growth. The completion of the pedestrian crossing on Robert St was complemented by Council upgrading the footpath along Moffet St. Thank you to Yohannah Beltrame for helping to secure the works.

The OSHC service at Woodside continues to grow with the school and is highly valued with numbers frequently at capacity. The OSHC building upgrade was complicated by several planning delays but they have now been accommodated through a renovation of the Cottage at the front of the school which is a much more suitable space than the old building.

Parents and Friends subcommittee had a large increase in support from families this year which resulted in an incredibly successful year. Pancake breakfasts and stalls on Mother's and Father's Day received excellent feedback from students and families and will continue in 2025. The end of year concert BBQ was an excellent fundraiser and was organised expertly to meet the growing demand of a larger school. The parent disco attracted lower numbers than was initially hoped however the response from attendees was positive. The Student Leaders' were very engaged and their use of fundraising allowed a wide range of facilities and activities to be added to the school community. The sensory walk has improved the aesthetic of the grounds dramatically and students love it.

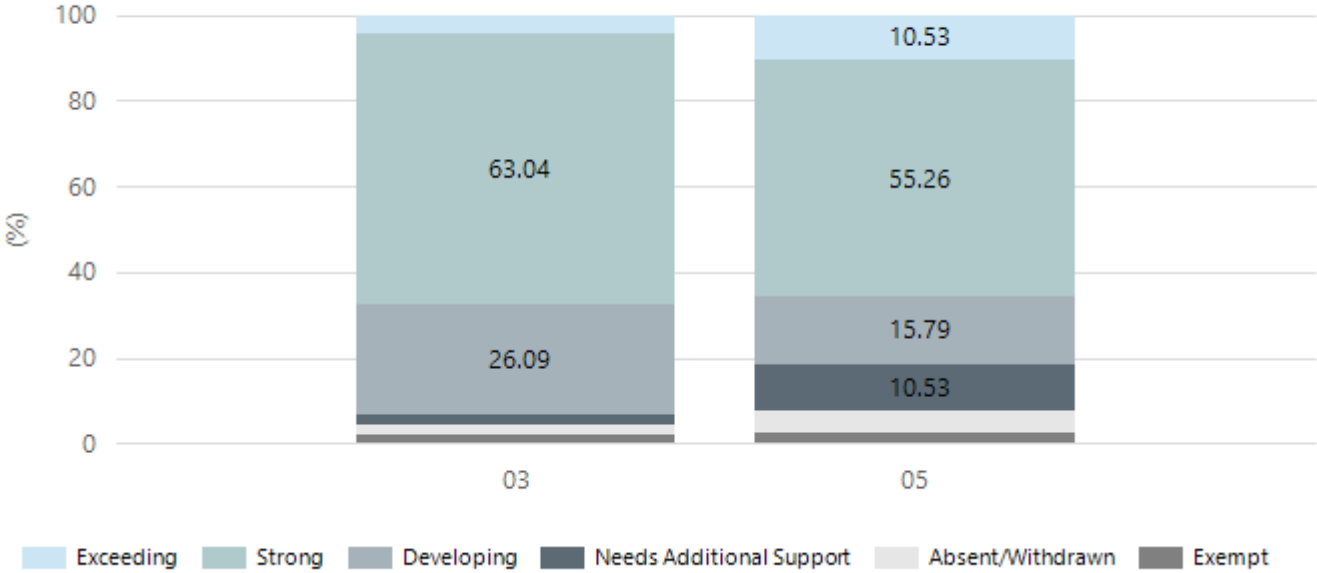
I wish to thank all Governing Council members for their time and effort during the year which has allowed business to progress smoothly and efficiently. A large thank you also to all staff at Woodside Primary School who support site improvement and assist Governing Council. Several Councillors are stepping down in 2025 and I would like to acknowledge their contribution and welcome any new additions this year.

Performance Summary

NAPLAN Proficiency

In 2023 the Australian Curriculum, Assessment and Reporting Authority (ACARA) - a Commonwealth Independent statutory authority - announced changes to NAPLAN performance reporting. The new approach replaces the previous numerical NAPLAN bands and the national minimum standard.

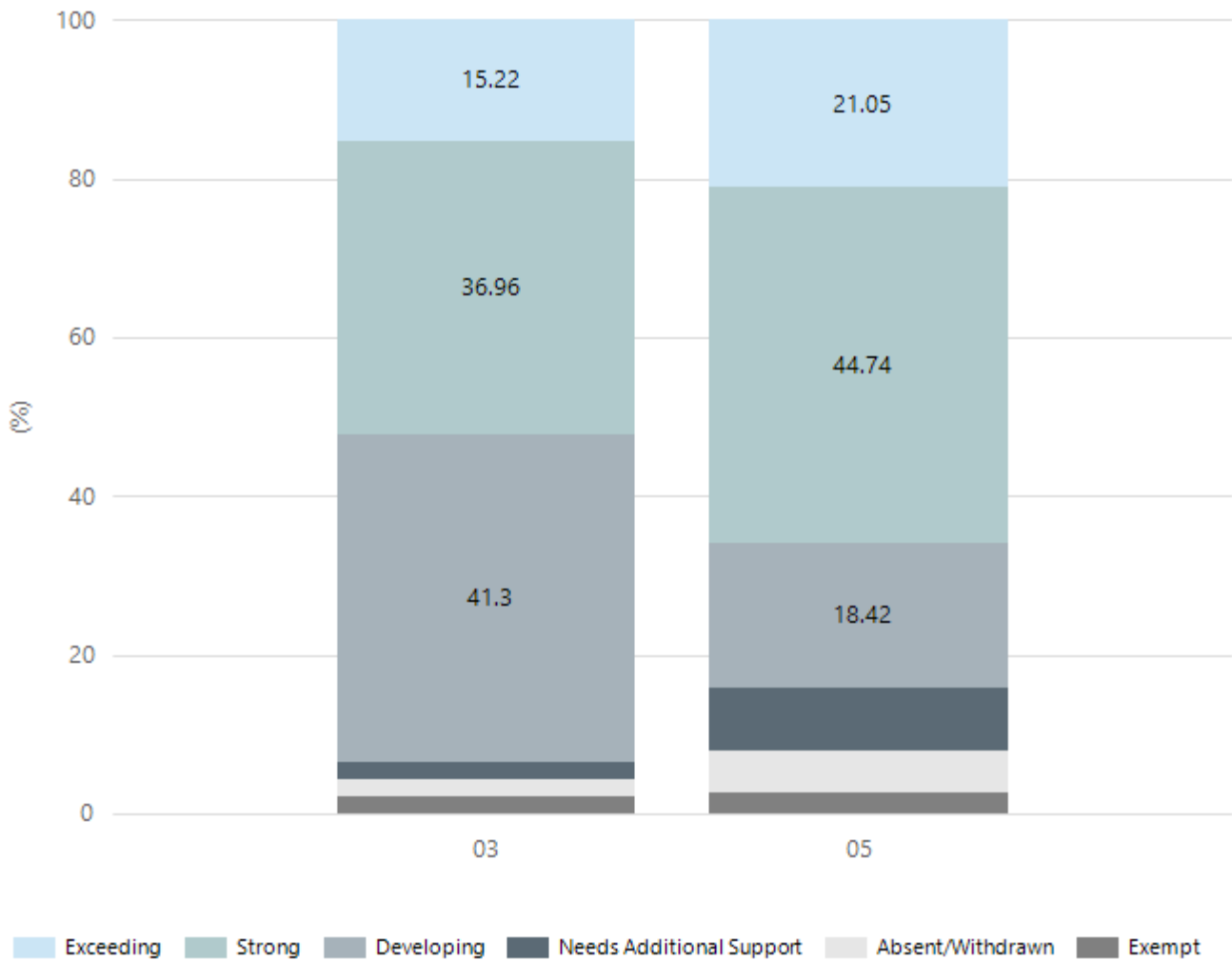
Numeracy



Year Level	03	05
Exceeding	2	4
Strong	29	21
Developing	12	6
Needs Additional Support	1	4
Absent/Withdrawn	1	2
Exempt	1	1
Total	46	38

Data Source: Department for Education Assessment Data Holdings, 2024. If there are less than 6 students who sat NAPLAN in a school, no information will be shown. If a year level has less than 6 students, that year level will not be shown in NAPLAN results.

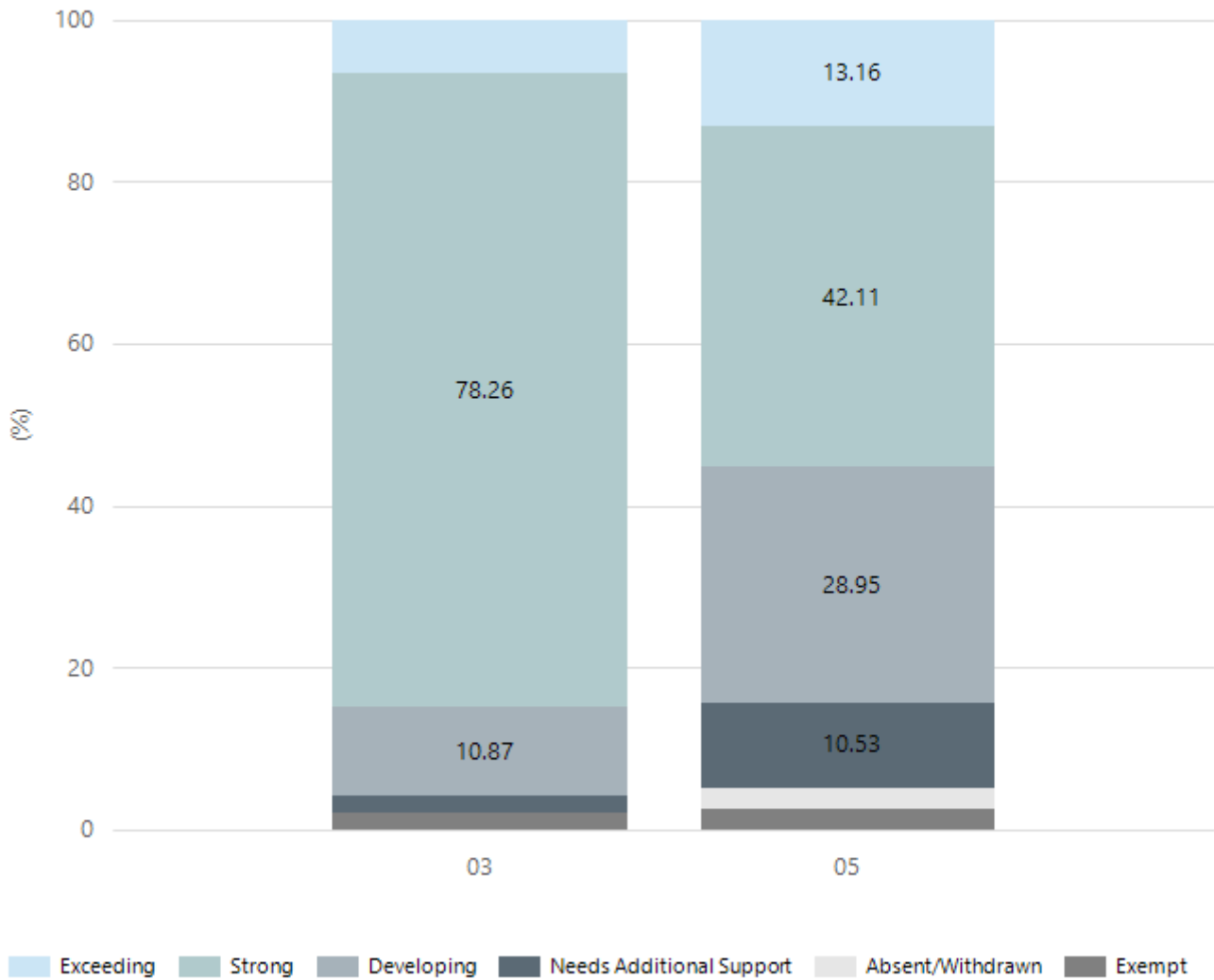
Reading



Year Level	03	05
Exceeding	7	8
Strong	17	17
Developing	19	7
Needs Additional Support	1	3
Absent/Withdrawn	1	2
Exempt	1	1
Total	46	38

Data Source: Department for Education Assessment Data Holdings, 2024. If there are less than 6 students who sat NAPLAN in a school, no information will be shown. If a year level has less than 6 students, that year level will not be shown in NAPLAN results.

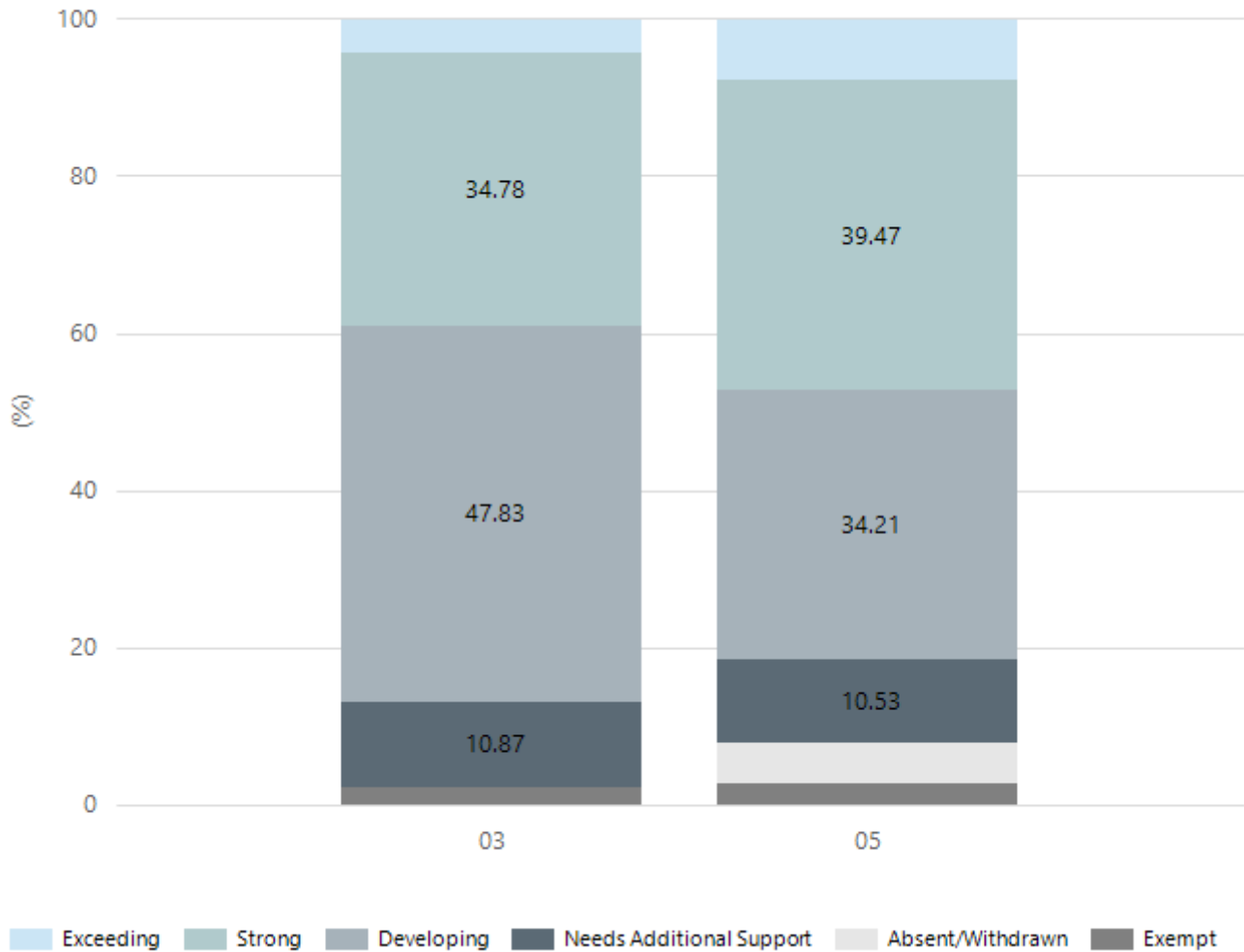
Writing



Year Level	03	05
Exceeding	3	5
Strong	36	16
Developing	5	11
Needs Additional Support	1	4
Absent/Withdrawn		1
Exempt	1	1
Total	46	38

Data Source: Department for Education Assessment Data Holdings, 2024. If there are less than 6 students who sat NAPLAN in a school, no information will be shown. If a year level has less than 6 students, that year level will not be shown in NAPLAN results.

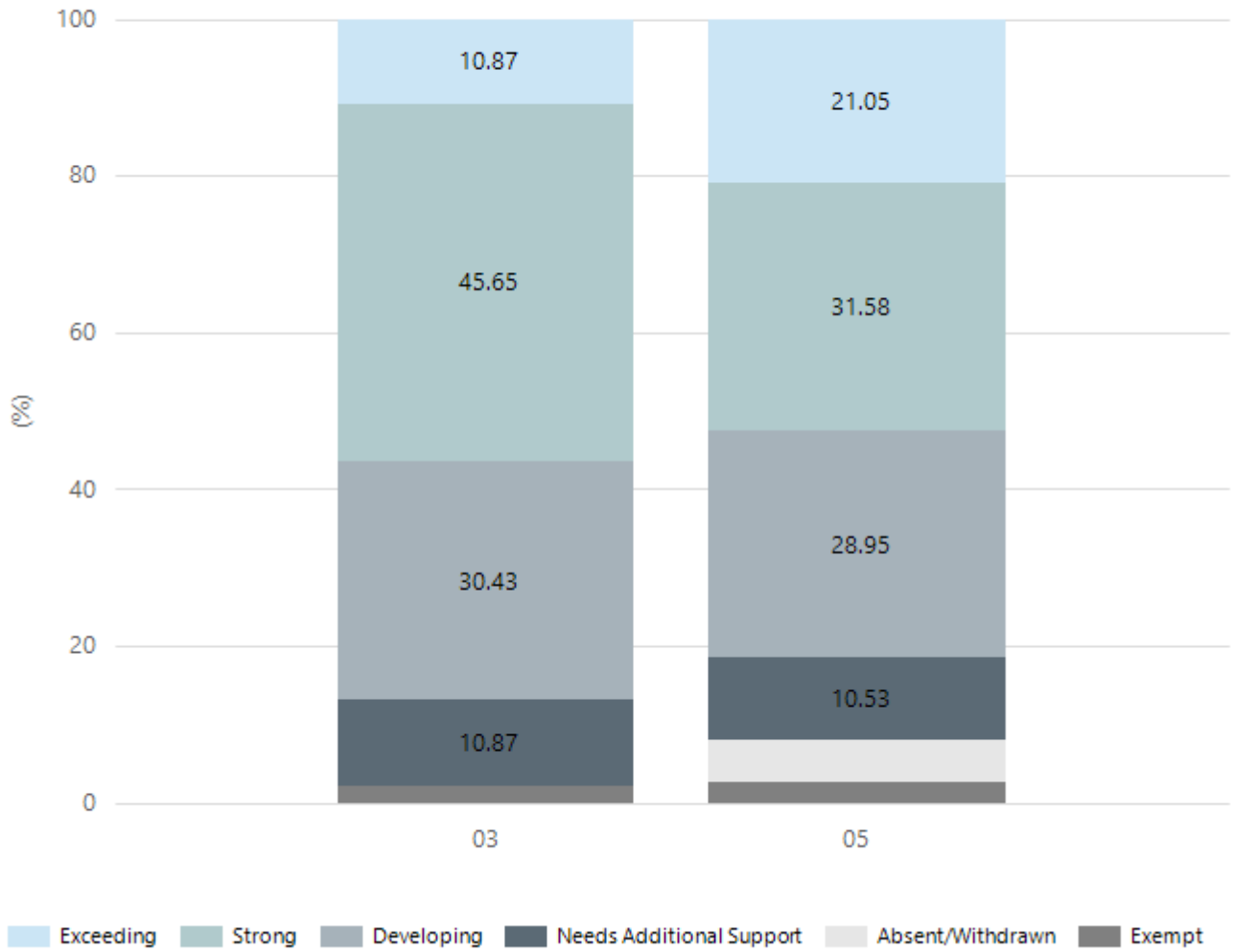
Grammar



Year Level	03	05
Exceeding	2	3
Strong	16	15
Developing	22	13
Needs Additional Support	5	4
Absent/Withdrawn		2
Exempt	1	1
Total	46	38

Data Source: Department for Education Assessment Data Holdings, 2024. If there are less than 6 students who sat NAPLAN in a school, no information will be shown. If a year level has less than 6 students, that year level will not be shown in NAPLAN results.

Spelling



Year Level	03	05
Exceeding	5	8
Strong	21	12
Developing	14	11
Needs Additional Support	5	4
Absent/Withdrawn		2
Exempt	1	1
Total	46	38

Data Source: Department for Education Assessment Data Holdings, 2024. If there are less than 6 students who sat NAPLAN in a school, no information will be shown. If a year level has less than 6 students, that year level will not be shown in NAPLAN results.

School Attendance

Year Level	2022	2023	2024
Reception	86.0%	90.0%	91.1%
Year 01	86.1%	90.6%	91.7%
Year 02	89.6%	90.3%	91.8%
Year 03	87.8%	89.8%	90.7%
Year 04	88.5%	91.3%	89.3%
Year 05	89.6%	91.9%	90.6%
Year 06	87.0%	90.8%	90.8%
Total	87.7%	90.6%	90.9%

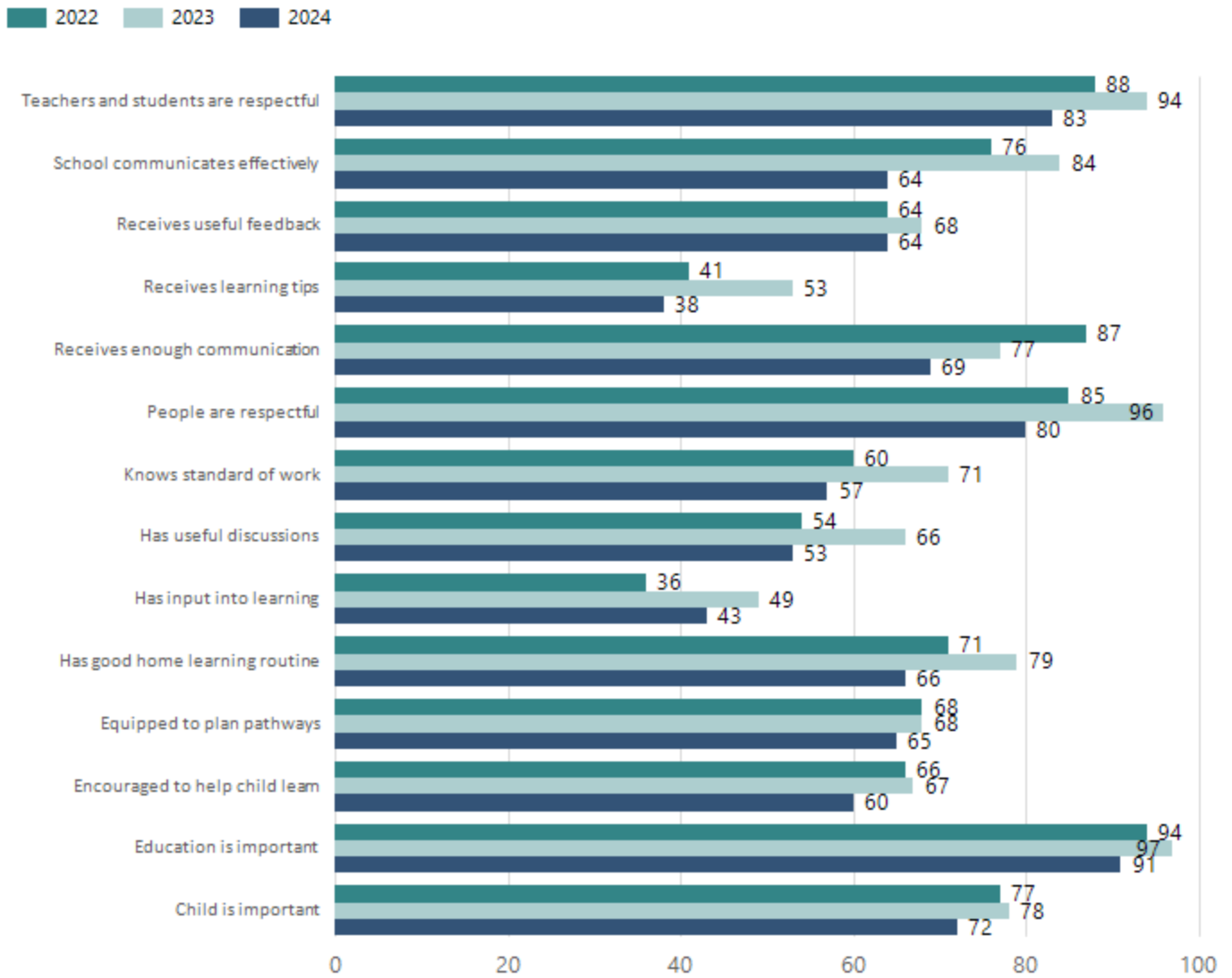
Data Source: Department for Education Attendance Data, Semester 1 Report 2024. A blank cell indicates there we no students enrolled. 'Primary Other' includes students enrolled in specialised education options. 'Secondary Other' includes students who have already spent a year at Year 12 and elected to undertake further study at Year 12.

Attendance Comment

In South Australia, all children and young people must be in school from 6 years to 16 years old. They must attend a government or non-government school full time. From age 16 to 17 however, young people must attend school or an approved learning program (such as an apprenticeship, traineeship, accredited course or university). Schools and parents must encourage and support students to come to school every day. Parents and caregivers must make sure their child is enrolled in a school, and attends school all day and everyday it is open, unless a child is sick or has an approved exemption. Teachers and leaders actively follow up when a student misses school, including recording all absences and non-attendance. All schools in South Australia have local attendance procedures governed under the Education and Children's Services Regulations 2020.

School Parent Opinion Survey Results

Proportion of agree/strongly agree response(%)



Data Source: 2024 Department for Education Parent Opinions Survey, Term 3 2024.

Intended Destination

Leave Reason	Number	%
IS - INTERSTATE	2	22.0%
OV - LEFT SA FOR OVERSEAS	1	11.0%
TG - TRANSFERRED TO SA GOVERNMENT SCHOOL	6	67.0%

Data Source: Department for Education Destination Data Report, 2024. Data extract term 3 2024. Data shows recorded destinations for students that left the school in the previous year. Data is uploaded by schools in term 3 and may not reflect final or total figures at time of report creation.

Highest Qualifications held by the teaching workforce and workforce composition

All teachers at this school are qualified and registered with the SA Teachers Registration Board.

Qualification Level	Number of Qualifications
Bachelor's degrees or Diplomas	11
Postgraduate Qualifications	8

Data Source: Data extracted from Mandatory Workforce Information Collections as on the last pay date of June 2024. As self-reported by staff in the system.

Please note: Data includes staff who are Actively employed and on extended paid leave. Please note only the highest qualification of the Teaching staff is reported. Excludes any number of other certifications earned.

Workforce composition including indigenous staff

	Teaching Staff		Non-Teaching Staff	
	Indigenous	Non-Indigenous	Indigenous	Non-Indigenous
Full-Time Equivalents	0.0	16.1	0.0	7.7
Persons	0.0	19.0	0.0	12.0

Data Source: Data extracted from Mandatory Workforce Information Collection as on the last pay date of June 2024.

Please note: Data includes staff who are actively employed and on extended paid leave. "Indigenous category" is self-reported by staff in the system.

Financial Statement

Funding Source	Amount
Grants: State	\$3281597.00
Grants: Commonwealth	\$36606.00
Parent Contributions	\$64792.25
Fund Raising	\$5373.69
Other	\$3940.02

Data Source: School supplied data.